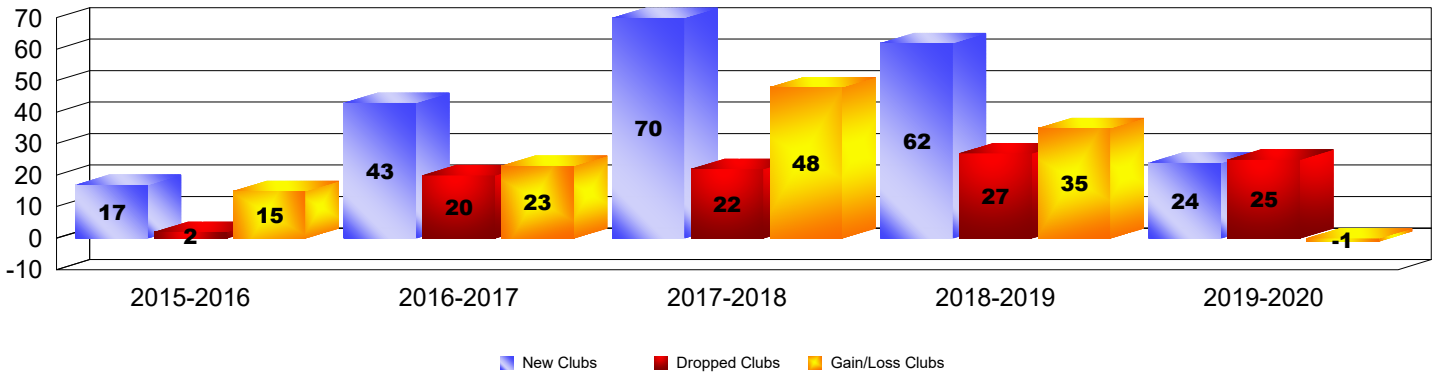


# Multiple District 320

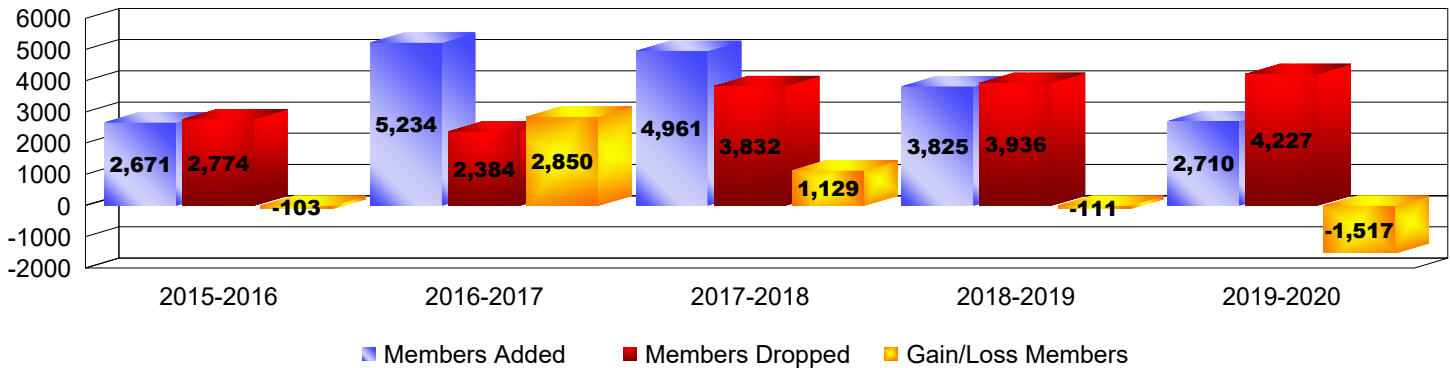
As of June 2020 Cumulative

Year	New Clubs	Dropped Clubs	Gain/ Loss Clubs	New Members	Charter Members	Reinstate Members	Transfer Members	Total Member Added	Total Members Dropped	Gain/ Loss Members
2015-2016	17	2	15	1,889	592	139	51	2,671	2,774	-103
2016-2017	43	20	23	3,789	1,173	218	54	5,234	2,384	2,850
2017-2018	70	22	48	3,071	1,648	201	41	4,961	3,832	1,129
2018-2019	62	27	35	1,718	1,672	394	41	3,825	3,936	-111
2019-2020	24	25	-1	1,280	1,008	209	213	2,710	4,227	-1,517
<b>Average</b>	<b>43</b>	<b>19</b>	<b>24</b>	<b>2,349</b>	<b>1,219</b>	<b>232</b>	<b>80</b>	<b>3,880</b>	<b>3,431</b>	<b>450</b>


## Clubs



## Members



## Membership Composition June 2020 Cumulative



## Gender Comparison June 2020 Cumulative

